

Cadette Trees Badge

While you are waiting, grab your materials. The meeting will start soon!

Materials You Will Need

Construction paper

Craft sticks and tape (optional)

Scissors

Magazine cut-out or Markers


Glue/ glue stick



Girl Scouts
at home

How will this Virtual Troop Meeting Work?

- On the right side of your screen, there is a control panel. You should see a microphone, a video camera and a chat bubble.
- When we sing together, you will want to click on your microphone so it is green. Then everyone will be able to hear you.
- If you have a webcam, clicking on it will let everyone else in the meeting see you too.
- The Chat Log looks like a cartoon thought bubble...see it underlined in red? You can type questions or comments into the chat log and everyone will be able to see what you write!



Girl Scout Promise + Law

Girl Scout Promise

On my honor,
I will try, to serve God,
and my country,
to help people at
all times,
and to live by the
Girl Scout Law.

Girl Scout Law

I will do my best,
to be honest and fair,
friendly and helpful,
considerate and caring,
courageous and strong,
responsible for what I say and
do,
to respect myself and others,
respect authority,
use resources wisely,
make the world a better place
and
be a sister to every Girl Scout.



Cadette Trees Badge

Purpose of Badge:

- ❖ *Girls will find out all about trees: from the shade to the science, the fruit to the forest, and the legends to the lumber.*
- ❖ Once you've earned this badge, you'll have gone to the root of what trees are all about and branched out as a naturalist.

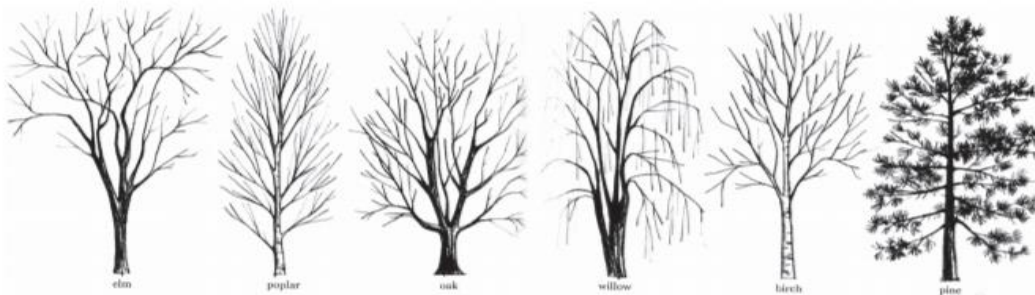
Badge Requirements:

- ❖ Try some tree fun
- ❖ Dig into the amazing science of trees
- ❖ Make a creative project starring trees
- ❖ Explore the connection between people and trees
- ❖ Help trees thrive

Cadette Trees Badge**A Legacy of Trees**

If you were a Girl Scout in 1930, here's how you would have earned your Tree Finder badge:

- Know the parts of the tree
- Know twenty-five trees and shrubs when in leaf
- Know at least ten of these by bud, leaf scars and bark
- Know something of the life history and life processes of trees
- Be able to read the age of a tree by its rings, recent growth by the twigs
- Plant at least one tree that you have raised from seed
- Demonstrate how trees should be pruned, trimmed, and breaks mended
- How trees are to be protected from insect and fungus diseases
- Make a list of woods and their uses
- Know the best trees to plant in the streets, in small gardens, and about the school



Introduction

Why are trees important?

Leaf Basics



Simple



**Pinnately
Compound**



**Palmately
Compound**



Leaf Shapes

Tree Identification by the Branch

Opposite and Alternate



Tree Identification by the Branch

Opposite-branching trees in PA



Maple



Ash

Tree Identification by the Branch

Opposite-branching trees in PA



Dogwood



Horse Chestnut

Opposite branching trees in PA

Maple

Ash

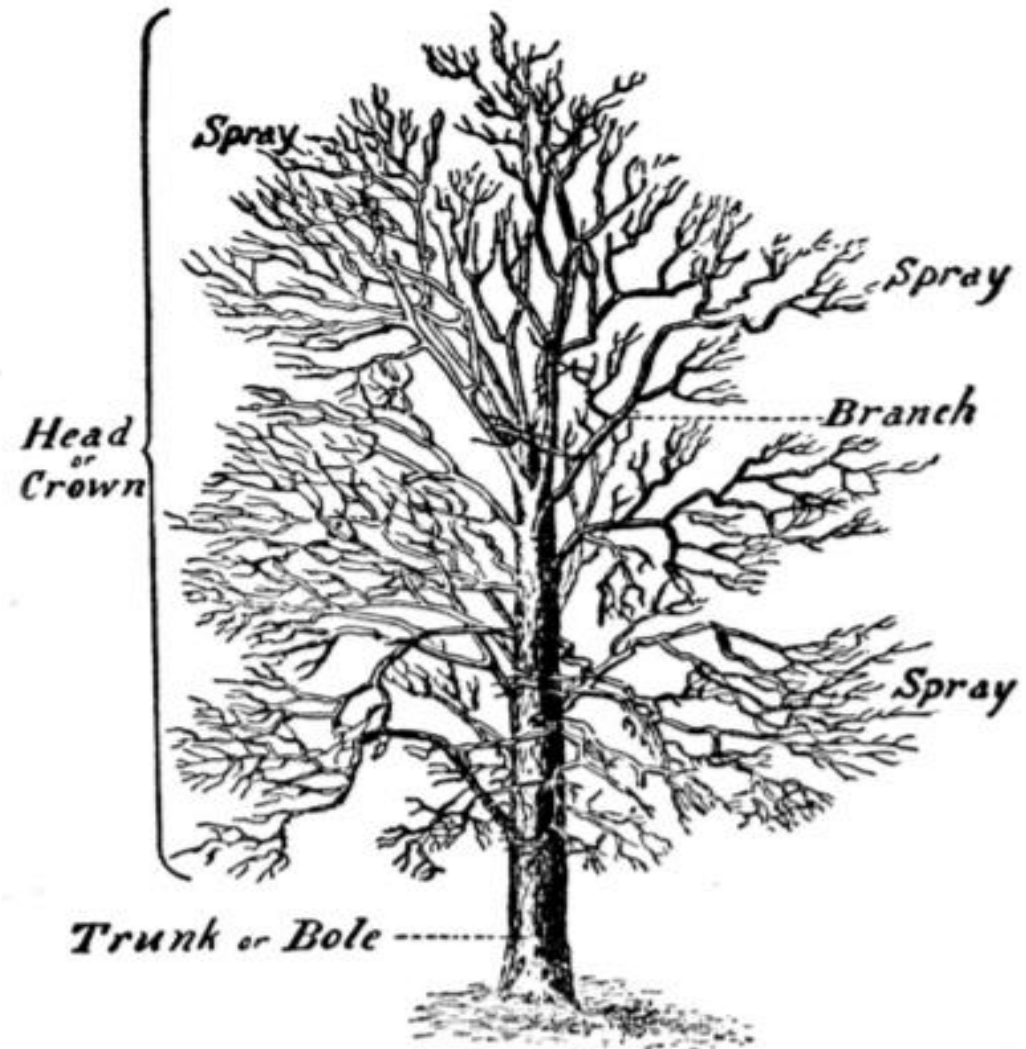
Dogwood

Horse Chestnut



MAD HORSE

The Parts of a Tree



THE PARTS OF A TREE*

Let's Take a Virtual Field Trip . . .




<https://www.youtube.com/watch?v=hcS85oGVPSE>


Today, we're "visiting" a sugarhouse in Connecticut to learn about maple trees and the process of making maple syrup.

Maple Trees

- What is one thing you learned about maple trees from the video?
- What are some ways to take care of trees during the process of making maple syrup?
- When is the best time of year to harvest sap from maple trees?



A Tree Craft



Time to cook a tree dish!

- Before our next meeting, use the ingredients *you already have* in your house to cook a tree dish
- Think of what grows from a tree and use that ingredient to prepare your dish
- At my house, I have apples, butter, sugar, eggs, and flour, so I know I will make apple pie
- Look up a recipe online or ask your parents if they have one you can use
- Get as creative as you can!





What's Next?

- Practice identifying trees in your neighborhood
- You can download the **Leafsnap** app, which is an electronic field guide that allows you to identify trees based on their leaves
- You can take virtual tours of several nature conservatories to learn more about trees and plants
- Decide whether you want to **plant a tree** or **take care of a tree** in your neighborhood! More information will be provided in an email

Closing

Make new friends,
But keep the old.

One is silver,
And the other, gold.

A circle's round
It has no end
That's how long
I want to be your friend.



Girl Scouts *at home*

Thank you for joining us!

We hope you come back for
another Virtual Meeting next week!

