



Cadette


The Girl Scout Way

While you're waiting, make sure you have some paper and a pen or pencil



How will this Virtual Troop Meeting Work?

- On the right side of your screen, there is a control panel. You should see a microphone, a video camera and a chat bubble.
- When we sing together, you will want to click on your microphone so it is green. Then everyone will be able to hear you.
- If you have a webcam, clicking on it will let everyone else in the meeting see you too.
- The Chat Log looks like a cartoon thought bubble... see it underlined in red? You can type questions or comments into the chat log and everyone will be able to see what you write!



Meeting Norms:

-STAYING MUTED UNLESS ASKED TO UNMUTE BY THE PRESENTER



-ONLY USING THE CHAT LOG FOR VTM RELATED MESSAGES



-USE OF APPROPRIATE LANGUAGE DURING VTMS



-BEHAVIOR MODELING THE GS PROMISE AND LAW

GIRL SCOUT

Promise

On my honor, I will try:
To serve God and my country,
To help people at all times,
And to live by the Girl Scout Law.


GIRL SCOUT


Law

I will do my best to be
honest and fair,
friendly and helpful,
considerate and caring,
courageous and strong, and
responsible for what I say and do, *and to*
respect myself and others,
respect authority,
use resources wisely,
make the world a better place, and
be a sister to every Girl Scout.



What we will
learn...

1. Enjoy Girl Scout traditions
 2. Share sisterhood through the Girl Scout Law
 3. Celebrate Girl Scout Week
 4. Lead a group in song
 5. Leave a space better than you found it
- 



Girl Scout Traditions

LA PROMESA

Por mi honor, yo trataré De servir a
Dios,

A mi patria, y a mi prójimo

Y vivir conforme a la ley de las Girl
Scouts.

SCOUTLOFTET

Jag vill älska min gud och min nasta,
mitt land och mänskligheten,

I det jag söker förverkliga
scoutidealen I mitt liv.

AHADI ZA MASKAUTI WA KIKE

Natao ahadi kiwa nita-fanya bidii
kutimiza yote yanipasayo kwa
Mwenyezi Mungu na Taifa langu;
ku-wasaidia watu wote siku zote;
nakutii kanuni za Maskauti wa kike.

YAKUSOKU

Watakushi wa meiyo ni kakete:
Kami to kuni to ni taisuru tsutome o
okonai;
Itsumo tano hitobito o ta-suke;
Gaaru Sukauto no okite o mamoru
yoni itashimasu.

The background features a light gray field with a large white diamond in the center. Surrounding the diamond are several overlapping geometric shapes: blue squares and rectangles in the top-left and bottom-right corners, and pink squares and rectangles in the top-right and bottom-left corners. On the far left, there is a vertical bar with four colored segments: pink, orange, blue, and green. The text is centered within the white diamond.

Focus on
**“Be Courageous
and Strong”**
from the Girl Scout
Law

Teach an International Song


Girl Scout World - Tune: I'd Like to Teach the World to Sing

I'd build a Girl Scout world
filled with love and laughter, too.

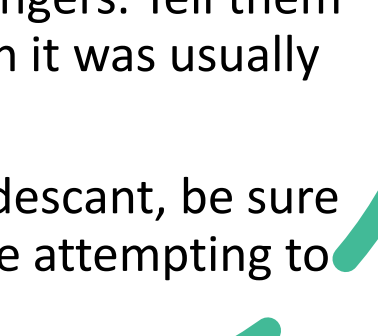
Grow Brownies small and Seniors tall,
Cadettes and Juniors too.

I'd like to teach Girl Scouts to sing, in perfect harmony.
I'd like to take them on a hike, and keep them company.

I'd like to see Girl Scouts today,
all standing hand in hand
And hear them echo through the world
for peace throughout the land.



Teach Someone Else a Song

1. Be sure you know the song well yourself—both words and music. It is better to use a book than to make a mistake, but your group will have more confidence in you if you can teach a song without the help of a book.
 2. Sing the songs through yourself (or the first stanza if it is very long) for your group, so it will know how the whole thing sounds.
 3. If there is any special form to the music, such as first and third lines being alike, be sure to point this out to your singers. It will make things seem easier.
 4. Let the group sing the song phrase by phrase, using words and music together.
 5. Present your song in a way to interest your singers. Tell them how it was written or, if it is a folk song, when it was usually sung in the “old days.”
 6. If the group is signing a round, part song, or descant, be sure that each subgroup knows its part well before attempting to put all parts together.
- 

Spotlight a Hidden Heroine





Help with General-Maintenance Tasks

Why do you think taking care of the world around you is so important?

What do you think may be some benefits of leaving your surrounding area better than how you found it?

Did you know that a clean, tidied environment is fertile ground for creativity, focus, clarity and expansion?

Your Next Steps:

1

Teach someone a
song

2

Spotlight a hidden
heroine

3

Clean a room in
your house

Thank you!

